

STAGE 1

ONCE UPON A TIME IN THE WEST

Sponsored by
Lake County Pistoleros

The outlaw Frank and his gang cut down Brett McBain and two of his children as they prepare for a celebration at their Sweetwater Ranch. The one surviving child came out of the house after the initial gunfire and froze at the sight of his slain siblings and father. One of the bad guys asks, "What are we going to do to with this one Frank?" Frank replies "Now that you've called me by name..." and draws his pistol, smiles and shoots the child.

Gun Order - Staging: 10-Rifle in hand with muzzle touching center table, 10-Pistol, 4+Shotgun staged on center table.

Line: "Now that you've called me by name."

Procedure: Shooter starts with Rifle in hand with muzzle touching the center table. ATB, With Rifle single tap the circles and put 2rds on the rectangle. With Pistols repeat rifle instructions. With Shotgun from outside of a family member, engage 2 knockdowns. Repeat from outside the other family member. Knockdowns must be made up from where engaged.

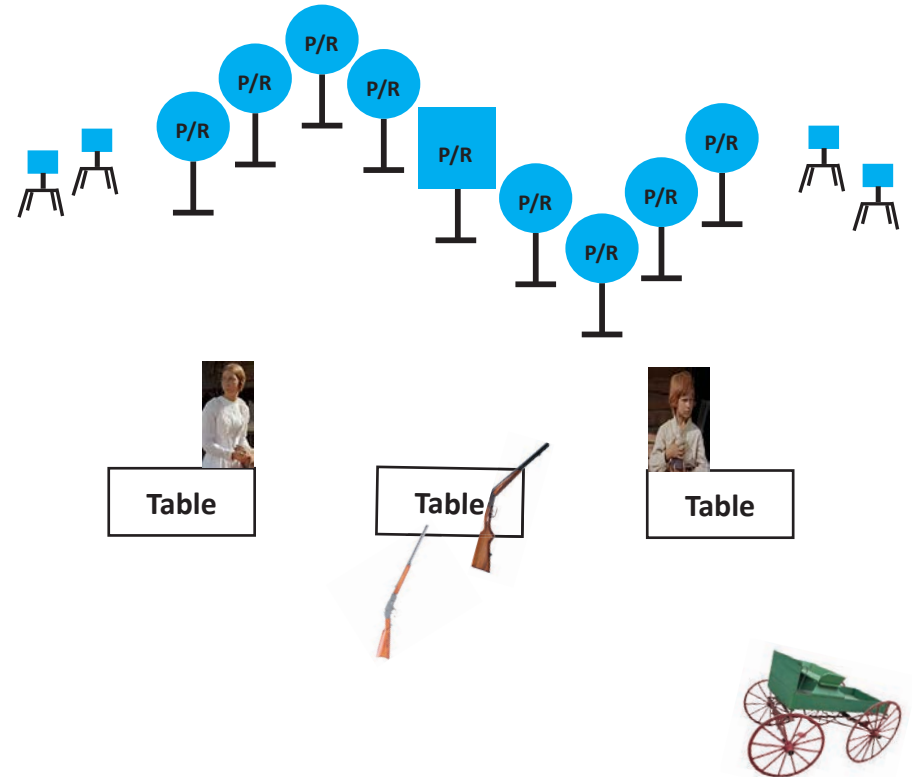


YouTube Movie Scene

STAGE 1

ONCE UPON A TIME IN THE WEST

Sponsored by
Lake County Pistoleros



STAGE 2

LONESOME DOVE

Sponsored by
Bucky Buckskin, Tilly Two Spurs
Oakley Rose & Bellamy Belle

Blue Duck is being held prisoner in the jail upstairs. He tells Captain Call "I raped women, stole children, and burned houses, and shot men, run off horses, & killed cattle, and robbed who I pleased, all over your territory, and you never even got a good look at me until today! I don't reckon you would've killed me. You Rangers I suspect I'll kill a passel of you yet." A Ranger opens the jail cell and tells him, "Your Hanging is ready". Blue Duck grabs him and jumps out of the window killing them both.

Gun Order - Staging: 10-Pistol, 10-Rifle staged on right table, 4+Shotgun staged on left table.

Line: "I'll kill a passel of you yet"

Procedure: Start with both hands on the Ranger. ATB, jump through the window and with Pistols engage the two left targets with 3rds then 2rds then between the two cacti engage the right pistol target with 5rds. With Rifle sweep the targets with 3rds, 2rds, 5rds from either end. With Shotgun fired between the two cacti engage the 4 knockdowns.

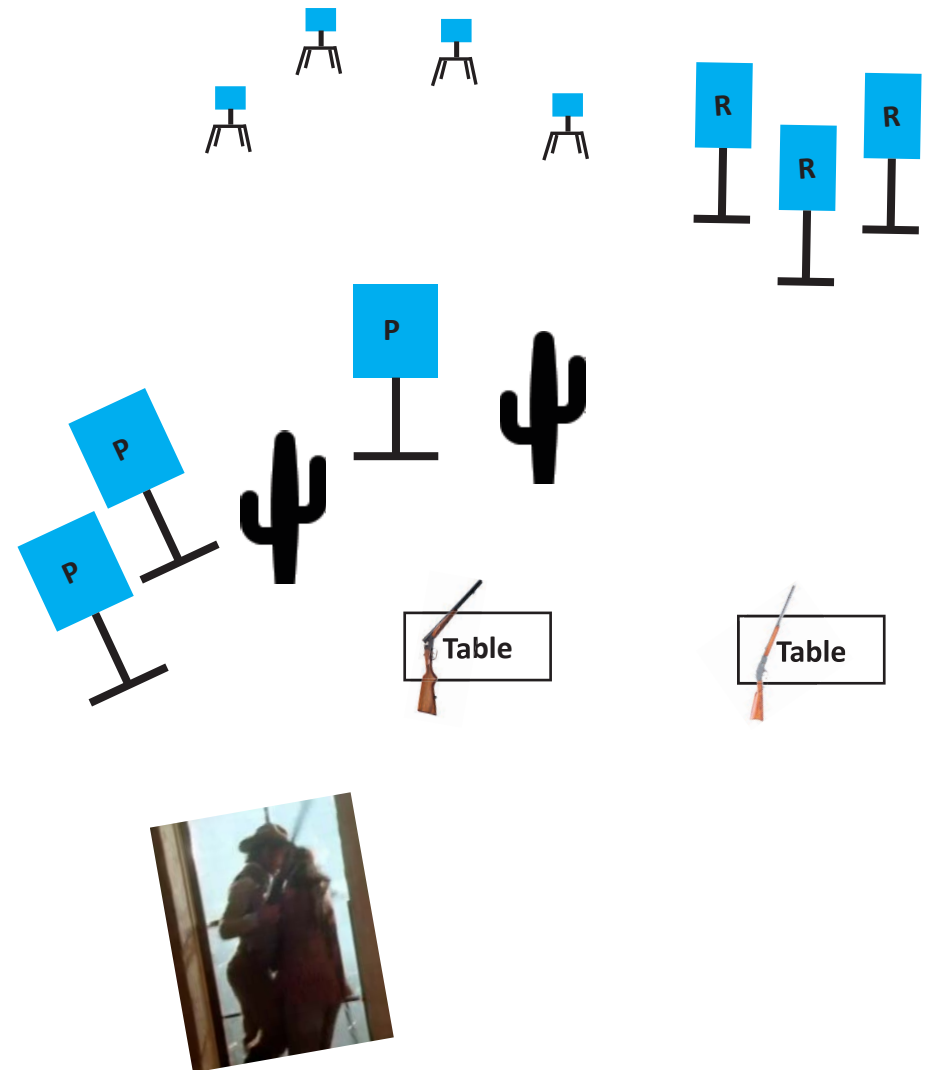


[YouTube Movie Scene](#)

STAGE 2

LONESOME DOVE

Sponsored by
Bucky Buckskin, Tilly Two Spurs
Oakley Rose & Bellamy Belle



STAGE 3 FOR A FEW DOLLARS MORE

Sponsored by
Okeechobee Marshals

El Indio has broken out of prison and is paying a visit to Colonel Mortimer's brother-in-law who had helped put him in prison. El Indio orders the man's wife and child to be taken outside and shot. He opens a musical pocket watch and tells the man to draw his pistol when the music stops. El Indio cuts him down before the man can draw.

Gun Order - Staging: 10-Rifle staged on near table, 4+Shotgun staged on far table, 10-Pistol.

Line: "I'm sure you hate me just enough."

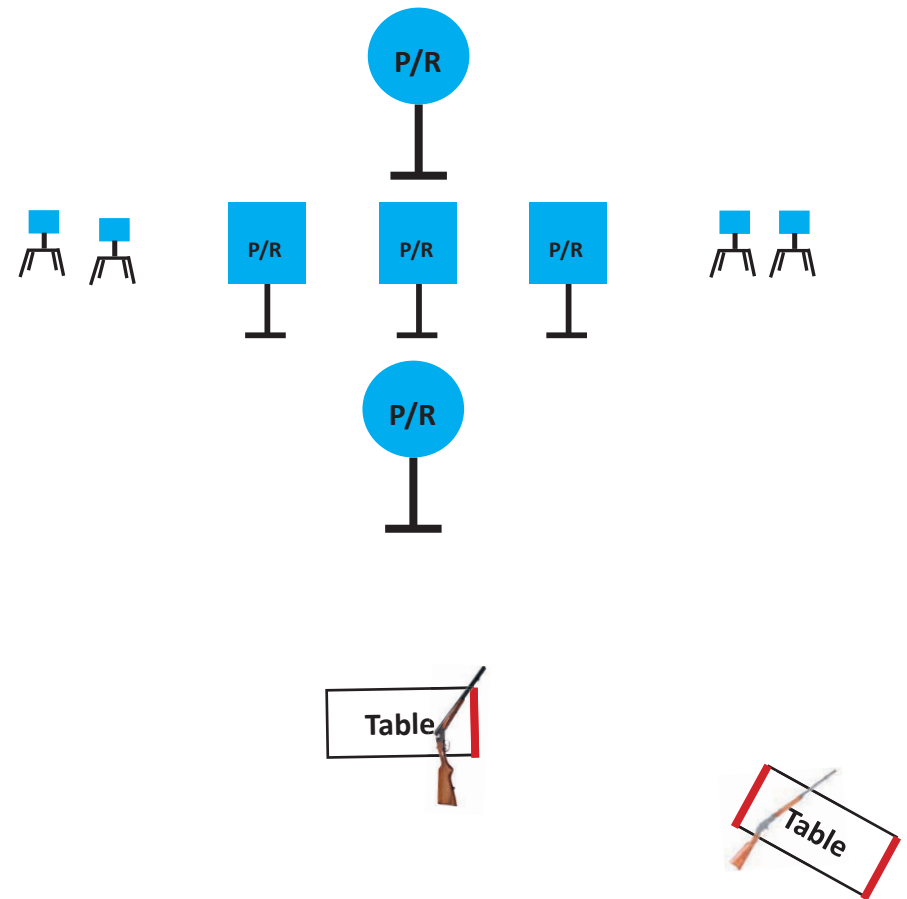
Procedure: Start holding the pocket watch with 1 hand and the other hand on the rifle that is flat on table. ATB, With Rifle single tap sweep the three squares twice from the same direction then double tap each circle. Rifle down between rails on table. Barrel cannot be on the rails. With shotgun engage the 4 knockdowns. With Pistols repeat rifle instructions.



YouTube Movie Scene

STAGE 3 FOR A FEW DOLLARS MORE

Sponsored by
Okeechobee Marshals



STAGE 4

THE GOOD, THE BAD, THE UGLY

Sponsored by
Polecat Joe

Angel Eyes is having breakfast with a former Confederate soldier, Stevens, to learn the alias of a man who stole a stash of Confederate gold. Stevens gives him the alias, Bill Carson, and tries to bribe Angel Eyes to save his life but Angel Eyes says, "When I am paid, I always see the job through". Stevens pulls his pistol, but Angel Eyes has a pistol out under the table already and shoots first.

Gun Order - Staging: 10-Pistol staged on flip table, 10-Rifle staged on far table, 6+Shotgun staged on far table

Line: "I always see the job through."

Procedure: Start with both hands holding the breakfast table. ATB, Flip the table and with Pistols alternate on the two near targets with 1rd,1rd,3rds,3rds,1rd,1rd. With Rifle repeat pistol instructions on far targets. With Shotgun engage 2 knockdowns from left of the stairs and 4 knockdowns from right of the stairs.

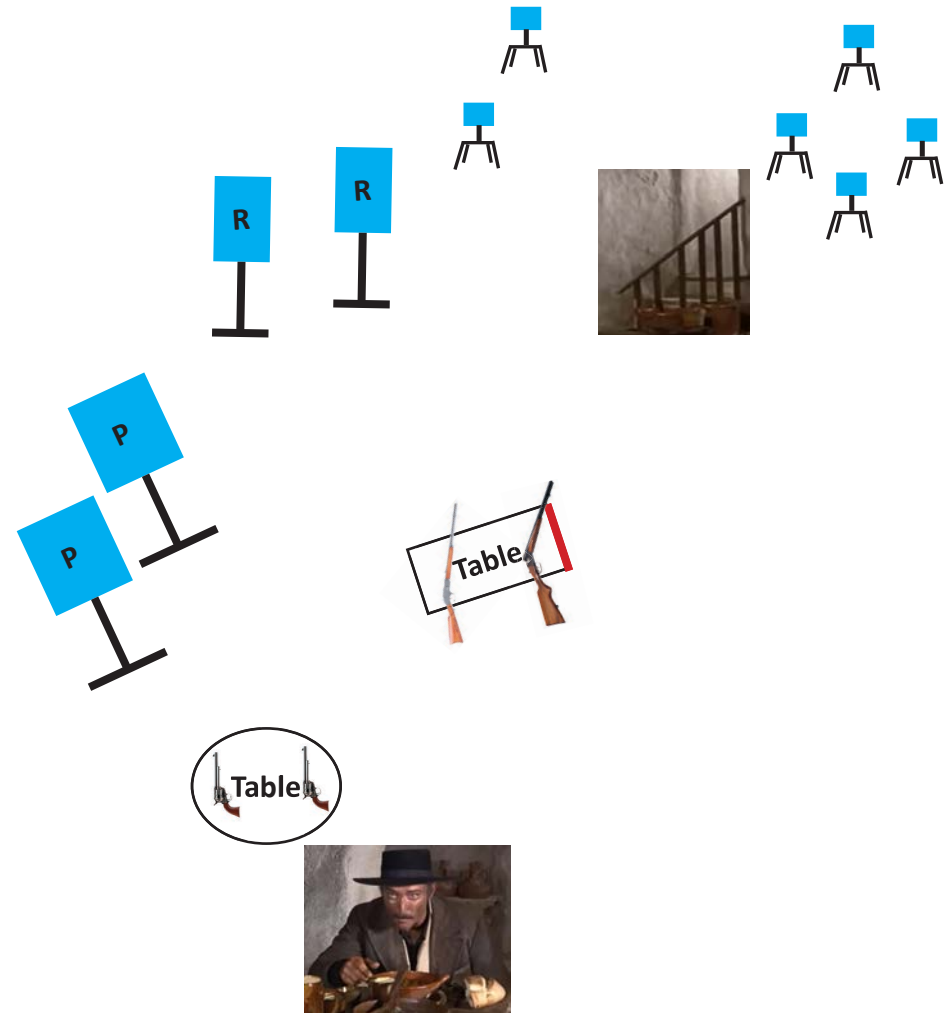


YouTube Movie Scene

STAGE 4

THE GOOD, THE BAD, THE UGLY

Sponsored by
Polecat Joe



STAGE 6

THE MAN WHO SHOT LIBERTY VALANCE

Sponsored by Denhams

The brutal and vicious desperado Liberty Valance and his gang stop the stagecoach and yell out “Stand and Deliver”. As the outlaws are robbing a lady passenger, Ranse, a lawyer, objects and asks what kind of men are you? Liberty knocks him to the ground and says “I’ll teach you the law, western law” then proceeds to beat Ranse mercilessly.

Gun Order - Staging: 4+Shotgun staged on left table, 10-Rifle staged in center of stagecoach, 10-Pistol

Line: “I’ll teach you law!”

Procedure: Shooter starts with one hand on Ranse and the other hand holding the quirt. ATB, with Shotgun engage the 4 knockdowns. With the Rifle double tap the center target then sweep the three targets from either end. Repeat instructions for next 5 rounds. With Pistols repeat rifle instructions from right of the stagecoach.

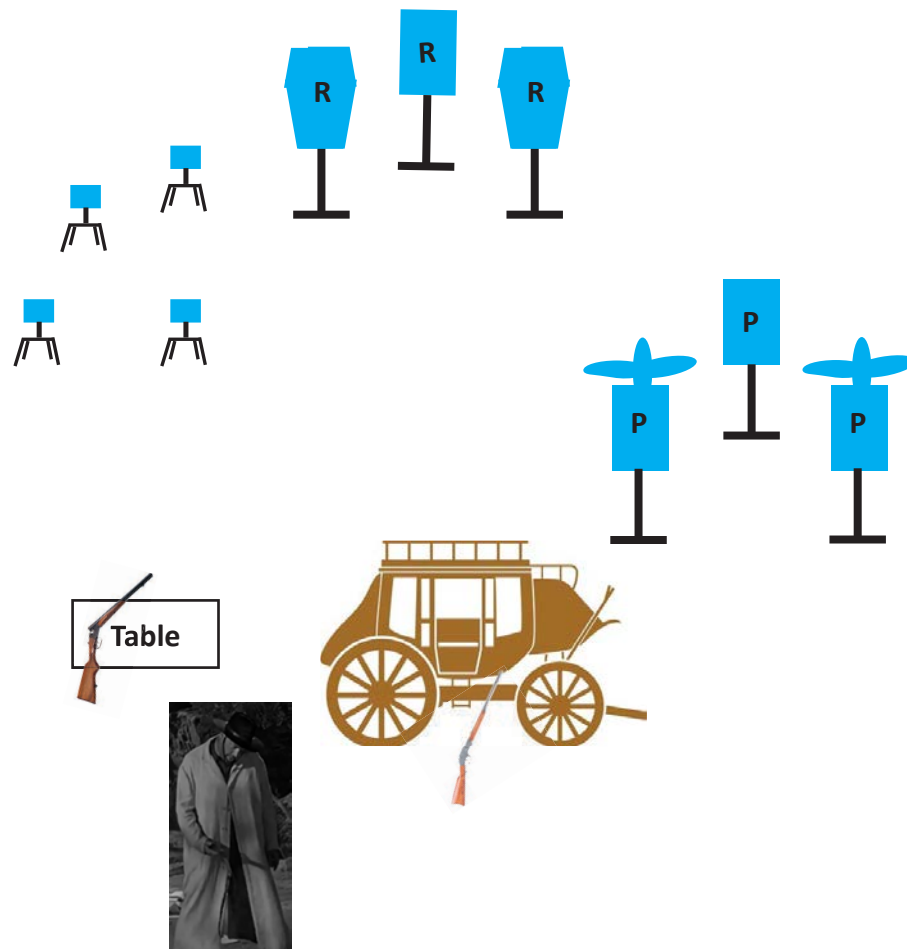


YouTube Movie Scene

STAGE 6

THE MAN WHO SHOT LIBERTY VALANCE

Sponsored by Denhams



STAGE 7 PALE RIDER

Sponsored by
Choice Ammunition - Chey-Cast Bullets

After striking it rich Spider Conway goes to town to confront Coy LaHood. The drunken Spider is outside of LaHood's building holding a large gold nugget and a bottle of whiskey yelling for LaHood. Marshal Stockburn and his deputies tell him LaHood doesn't want to talk to him and suggests he would rather see him dance. The deputies pull their pistols and fire at Spider's feet before filling him full of lead.

Gun Order - Staging: 10-Rifle staged on left table, 6+Shotgun staged on right table, 10-Pistol

Line: "LaHood doesn't want to talk to you tin pan."


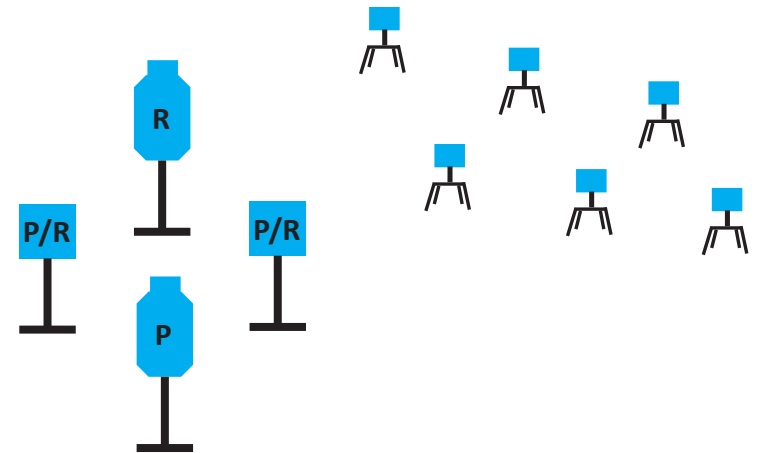
Procedure: Begin standing with back against post with duster and both hands on pistols. ATB, from between the two sets of deputies with Rifle put 1rd on each outside target and 8rds on the top target. With Shotgun engage the 6 knockdowns. Make shotgun safe on right table. With Pistols from between the two sets of deputies repeat the rifle instructions using the bottom target.



YouTube Movie Scene

STAGE 7 FINAL GAME

Sponsored by
Choice Ammunition - Chey-Cast Bullets



STAGE 8 TOMBSTONE

Sponsored by
Page Custom Knives

Curly Bill is smoking in an opium den in the town of Tombstone. After he gets high, Curly Bill heads out into the street and is shooting up the town and howling at the moon. Marshal White confronts Curly Bill, who lowers his pistols upside down, as if to surrender, and then shoots Marshal White.

Gun Order - Staging: 10-Pistol, 10-Rifle staged on right table, 4+Shotgun staged on right table.

Line: "I feel just capital."

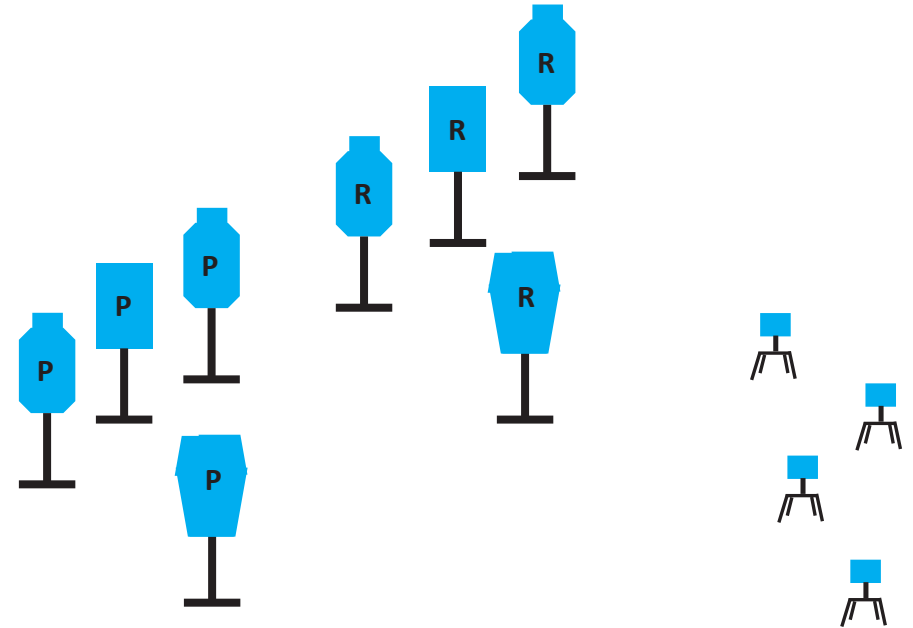
Procedure: Start with both hands on prop pistols. ATB, with Pistols double tap center rectangle then single tap tombstone then double tap an outer target. Repeat instructions using the other outer target. With Rifle repeat Pistol instructions on far targets. With Shotgun engage the 4 knockdowns.



YouTube Movie Scene

STAGE 8 TOMBSTONE

Sponsored by
Page Custom Knives



STAGE 9 SILVERADO

Sponsored by
Outlaw Bullets

Cobb is the corrupt Sherrif in the town of Silverado. He is standing in his bar with Stella and Paden, his old friend. He fires Kelly for stealing from the bar and throws him out of the saloon. As Cobb is offering Paden the gambling job, Kelly comes back in through the swinging doors and Cobb shoots him down and states, "Didn't have much choice."

Gun Order - Staging: 4+Shotgun staged on either outer table, 10-Rifle staged on center table, 10-Pistol

Line: "Didn't have much choice."

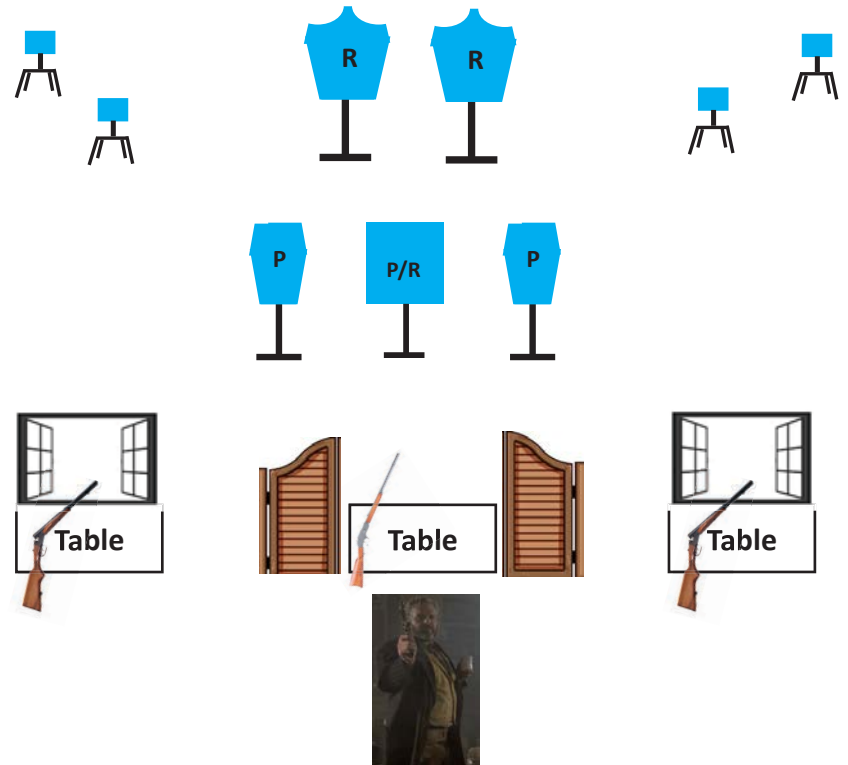
Procedure: Start standing in the Saloon doorway holding the coffee mug and the other hand on your pistol. ATB, with Shotgun engage the 2 knockdowns from where staged. From the opposite window engage the 2 knockdowns. Knockdowns must be made up from where engaged. With Rifle engage the two far targets with 5rds each. With Pistols, engage the three near targets with 3rds on the center target then 1rd on each outside target. Repeat for the second 5 rounds.



[YouTube Movie Scene](#)

STAGE 9 SILVERADO

Sponsored by
Outlaw Bullets



STAGE 10 THE COWBOYS

Sponsored by
T.N. Tina & Hoot Hamilton

Asa Watts and his gang of notorious rustlers surround the camp of Wil Anderson, an aging Montana rancher, that is driving his cattle with a crew of schoolboys turned cowhands. Asa and Wil get into a fist fight and when Asa starts to lose, he pulls a pistol from an outlaw and yells for Wil to turn around. When Wil refuses Asa shoots him from behind.

Gun Order - Staging: 10-Pistol, 10-Rifle staged on table, 4+Shotgun staged on table

Line: "Turn around!"

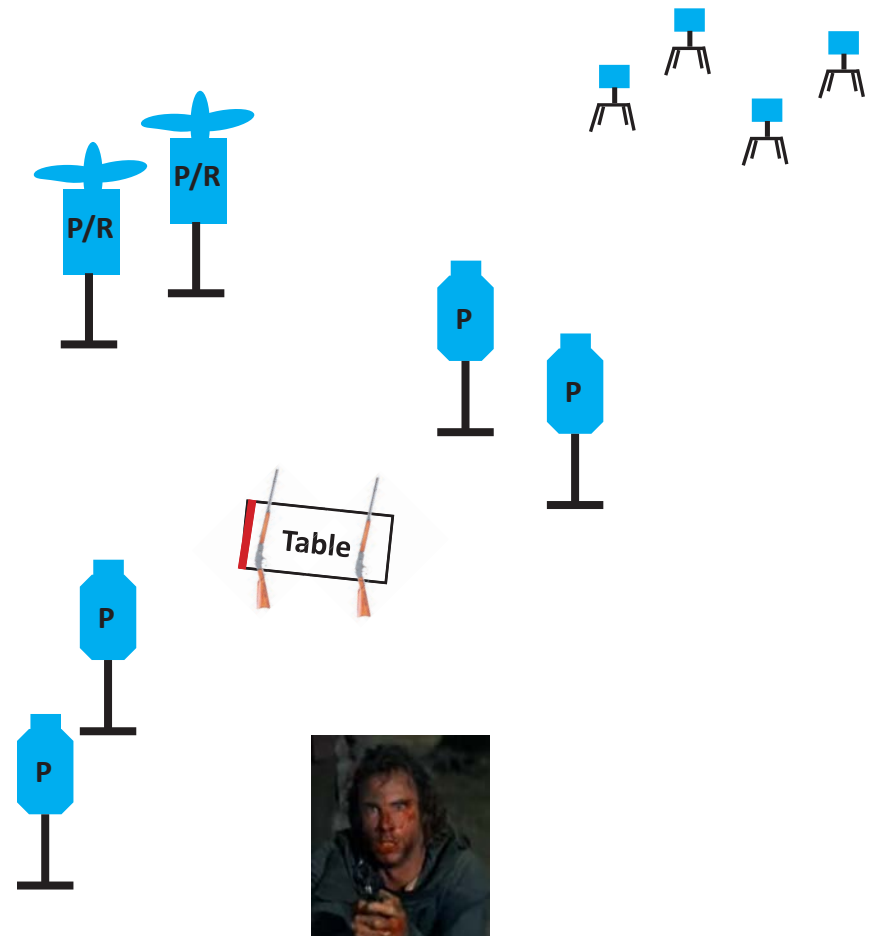
Procedure: Start standing with both hands holding the pistol on the cowboy. ATB, with Pistols engage the two targets on the left with 5rds, no quad taps, then repeat instructions on the right targets. With Rifle engage the two targets for ten rounds, no quad taps. With Shotgun engage the 4 knockdowns.



YouTube Movie Scene

STAGE 10 THE COWBOYS

Sponsored by
T.N. Tina & Hoot Hamilton



Timers for this match provided by



For over 40 years, Competition Electronics has been making
"The Winning Difference" for shooters everywhere.

Shooter: _____

Stage#	Time	Misses	P/Msv	Total
1				
2				
3				
4				
5				
6				
7				
8				
9				
10				

Thanks for coming! We hope you come back
and shoot with us again next year!